

Conducting Street Audits as part of your Neighbourhood Plan

GRCC

Barbara Pond



Tonight we aim to plan how to conduct the Street Audit

Objectives – by the end of this session, we will have:

- Learnt more about Street audits, their purpose and how to conduct them
- Worked together to define the Hester's Way Street Audit Template to be used (what to look for)
- Divide up the streets and decided 'who does what'
- 'Have a go' (action learning) form a video
- Set a date for the first session (GRCC staff as 'floating support').



Why are Street Audits important?

Everyday life is affected by how places are designed and maintained, including inactivity/ activity, car dependency/ ease and pleasure of walking, and neighbourliness and social cohesion.

Through street audits, local people assess the quality and characteristics of streets and identify priorities for 'things to tackle.'

It involves a group of people walking around their allocated streets and systematically noting points about them

Then all reports are brought into one document and conclusions reached.



Benefits of conducting Street Audits

- Look at the whole area (holistic approach)
- Make best use of local experience and knowledge
- Involve local people (the more, the better)
- Systematic approach but flexible to allow for opinions
- Inform your Neighbourhood Plan
- A way to analyse priorities for funding (e.g. from Section 106 or CIL)
- Provide evidence to influence planning decisions (e.g. design features and layout), with thoughts influenced by what is learnt about the local area



Street Audits – why now?

- Cheltenham Plan 2015
- Area - Hesters Way ward
- New development happening round the ward – Fiddlers Green Land and Spring Bank Road
- Need to make sure that this development dovetails physically and socially into what is already there

Street Audits – what are they?

- They are a way of communities/ residents of having a say in the future look of their streets - purpose
- About looking at the quality of the built environment – review and a refresh
- Assessing what works and doesn't work
- Gathering evidence and data - involving the community in doing this

Street Audits

How would you like Hesters Way to be improved?

Start by looking at the street as a whole.

Look at its layout

Here is something I did earlier – Marsland Road



Street Audits

Physical aspects –

Houses – are they all the same style?

Pavements – are they there? What sort of condition are they in?

Street signage and lighting

How 'green' is it? Tree's, flowers, shrubs, grassy area's etc



Street Audits

- Litter/ ugly area's
- Brownfield/ graffitti hotspots
- Drainage/ surface water collecting – safety issue?
- 'Hangout' zones
- Is your street accessible?
- Crossing points
- Road layout



Street Audits

Street audits can also include the way in which your street is used:

Traffic flow

Parking


Children playing

Cycling

Public transport access


Bus Stops – are they best placed

Do they connect you?



Street Audits

- Next part we want to have a discussion about what you would like to have in a street audit - Follow a template
- Community involvement
- You know where you live!
- Taking photographs
- Recording what you see
- Telling residents what you are doing



Street Audits

Resources needed


Volunteers

ID for the volunteers

Street Maps

Time to do this

Coordinator



Street Audits

- Decide how
- Recruit volunteers
- Telling community what you are doing and why
- Set a date to 'have a go'

